

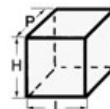
Indel Webasto Marine ISOTHERM Ice Drink Clear ice maker

100% stainless steel body, 18 kg/day ice production, spray technology delivering clear ice.

Code	V	Current draw A-h	HxLxD mm	kg
50.840.00	220V (110V available upon request)	1.4	582x353x405	28



50.840.10



IceDrink Clear WT ice maker with built-in tank ISOTHERM by Indel Webasto Marine

100% stainless steel body, 18 kg/day ice production, spray technology delivering clear ice. Version with 3-l built-in tank. The external dimensions are **exactly the same** of the model with an external water kit.

External finish flange on 3 sides, available as an option.

Code	V	Current draw A-h	HxLxD mm	kg
50.840.10	220V (110V available upon request)	1.4	590x355x404	26

50.934.29 Stainless flange on 3 sides.

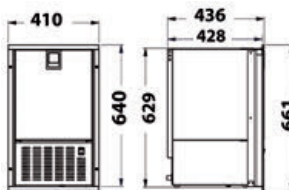


ISOTHERM White Ice stainless steel ice maker by Indel Webasto Marine

100% stainless steel, 8 kg/day ice production. Unique design and possibility of partial flush mounting with a complete frame or on 3 sides (lower flange to be bought separately). Ideal for applications at elevated external temperatures since the unique ventilation system pulls air in through the front. 180W power consumption and variable dimensions depending on the use of flanges. It is recommended to leave a 5-mm space on the ice maker rear part for water draining and relating connections. Weight: 29 kg.

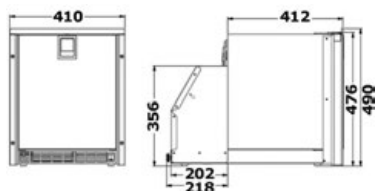
Code	Version	mm		V
		with flange	without flange	
50.840.04	Water Network Connection	640°x410x436	629x375x428	220

* With lower flange upon request height is 661 mm.



ISOTHERM Low Profile White Ice maker by Indel Webasto Marine

Having the same characteristics of the White Ice model, the Low Profile version is very flexible in terms of installation. The rear motor unit allows for installation in a location with lower height dimensions such as in external cockpits. The elegant and practical stainless steel frame is ideal for any boat, even small ones. 8 kg/day ice production. 180W absorption. It is recommended to leave a 5-mm space on the ice maker rear part for water draining and relating connections. Weight: 29.5 kg.



Code	mm		V*
	with flange	without flange	
50.841.00	490x410x630	476x372x630	220

* 110V upon request.