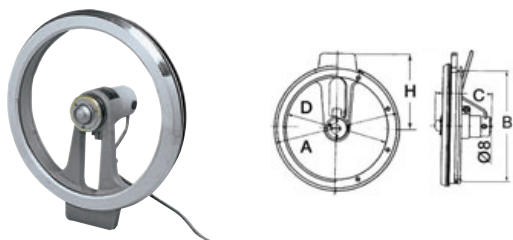


Prisms and clear viewers



EIWA pivoting clear viewer

The tempered glass disc reaches its maximum speed in as little as 10 seconds. Instant centrifuge system for water splashes, rain, salt, mud, etc.

Code	V	W	Ø external A mm	Clear light D mm	Hole B mm	C mm	H mm	RPM	kg
19.152.60	12	34	350	300	326	163	212	2000	6
19.152.61	24	34	350	300	326	163	212	2000	6

Windshield wipers



Hand-operated windshield wiper

Made of **chromed brass** with **stainless steel** arm and neoprene wiper blade.

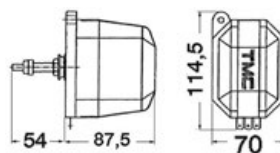
Code	Brushmm	Replacement brush
19.150.00	280	19.152.40

Hooded watertight windshield wiper

Stainless steel arm and blades.



Code	V	Angle of strike	Automatic return	Telescopic arm mm	Brushmm	Replacement brush
19.151.52	12	110°	Yes	250/280	280	19.152.40
19.151.53	12	110°	Yes	300/350	350	19.152.41



▲ 19.190.01



▲ 19.194.02




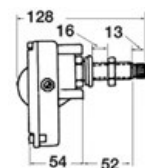
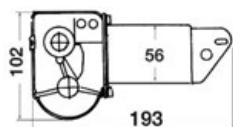
▲ 19.194.03

Pantograph arm for 70W motor - 19.185.01/02

STAINLESS STEEL / ACCIAIO INOX

Polished stainless steel arms and wiper blades with windshield wiper. DIN connector.

Code	Description	Length mm	Glass washing device
19.190.01	Pantograph telescopic arm	650/800	Yes
19.194.01	Brush	600	Yes
19.194.02	Brush	700	Yes
19.194.03	Brush	800	Yes



TMC watertight windshield wiper motor

Completely made of stainless steel. Applicable on walls up to a thickness of 50 mm, high-power motor that can operate without issues for hours. Equipped with adjustable cams to change the cleaning angle at levels: 80°- 100°- 110°- 120°, stall force 100 kg/cm² 9.8 Nm. **Returns to rest position by turning off the power.**

Code	V	Automatic return	Colour	For arm type	For brush type
19.172.40	12	Yes	Black coated	19.152.xx	19.112.xx
19.172.41	24	Yes	Black coated	19.152.xx	19.112.xx