

WHALE bilge pumps

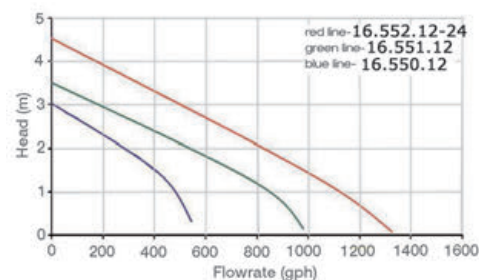
Whale Orca bilge pump



High performance, simple installation, very compact design easily maintained, hydrocarbon-resistant ABS body, large built-in strainer on the case, great flow even with debris. CE certified in compliance with Directive ISO 8849. 3-year warranty.



▲ 16.551.12



Code	Model	V	Current consumption	Hose adaptor	Max head m	↔ mm
16.550.12	500 GPH	12	1.5	3/4" (19 mm)	3	83x102x78.5
16.551.12	950 GPH	12	3.5	1 1/8" (25 and 28 mm)	3.5	109x135x103
16.552.12	1300 GPH	12	5	1 1/8" (25 and 28 mm)	4.5	129x168x121
16.552.24	1300 GPH	24	2.5	1 1/8" (25 and 28 mm)	4.5	129x168x121



WHALE Orca automatic bilge pump

Submersible pump with built-in electronic lever sensor.

Code	Model	V	Max flow rate l/min	Current draw A	Max head m	Hose adaptor Ø mm	↔ mm
16.553.12	Auto 1300 GPH	12	82	5	4.5	25 - 28	129x168x121
16.553.24	Auto 1300 GPH	24	82	2.5	4.5	25 - 28	129x168x121



Whale Supersub submersible bilge pump

Vertical and horizontal mounting. Low narrow design for confined bilge spaces. Low power consumption. Snap-fit assembling/disassembling of the pump and strainer for easy cleaning. It drains down to as little as 10 mm.

Code	V	Flow rate l/min at 0/1/2 m	Current draw A	Mounting	Hose adaptor mm
16.360.02	12	32/25/15	2.5	Horizontal/vertical	19



▲ 16.360.03/93/94



▲ 16.360.93/94

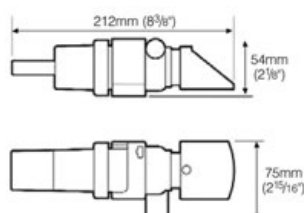
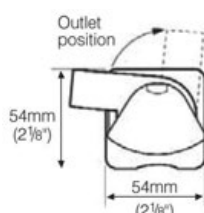


▲ 16.360.04/05

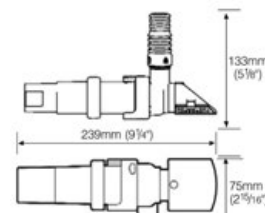
Whale Supersub Smart submersible automatic bilge pump

Low profile **automatic** pump for confined bilge spaces. Built-in field sensor switch, no maintenance required. Excellent operation even in case of dirt, oil, fuel, etc. Easy access to strainer.

Code			Model	V	Flow rate l/min at 0/1 m	Current draw A	Hose adaptor mm
RETAIL (1pcs)	BULK (10pcs)	BULK (20 pcs)					
16.360.93	-	16.360.03	650 GPH	12	40/34	3.4	3.4
16.360.94	16.360.04	-	1100 GPH	12	66/45	5	5
-	16.360.05	-	1100 GPH	24	66/45	2.2	2.2



▲ 16.360.03/93/94



▲ 16.360.04/05