

“Splash-Proof” modular fuse holder.

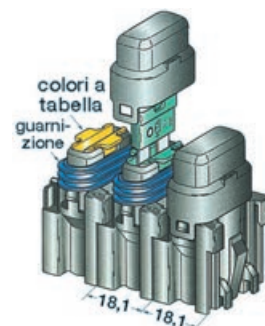
Fits blade fuses models 14.004.10/30/40/50/70. A fuse holder is composed by 1*14.117.XX + 2*14.118.XX + 1*14.116.01

Fuse holder with cover, modular model

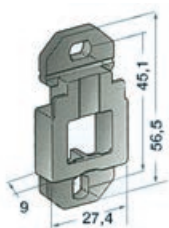
Built-in mounting. Silicone seal and colored secondary-Lock for amperage identification, standard blade fuses.

For use with blade fuse 14.004.10/30/40/50/70. A complete fuse holder consists of: 1*14.117.XX + 2*14.118.XX + 1*14.116.01.

Code	Fuse box A
14.117.01	5
14.117.02	10
14.117.03	15
14.117.04	20
14.117.05	30



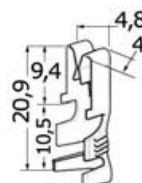
Support base, bulkhead-mounting model



For fixing modular fuse holders. Splashproof.

Code	For mountin with	ORDER BY BOX
14.116.01	2 screws	10

Contacts made of tin-plated brass



To seam on cables and to connect to the fuse holder (2 per each fuse).

Code	Contacts for cables mm	ORDER BY BOX
14.118.01	1/2.5	100
14.118.02	2.5/6	100

Connectors and "Faston"

Faston and lug kit

It comes in a box with dividers.

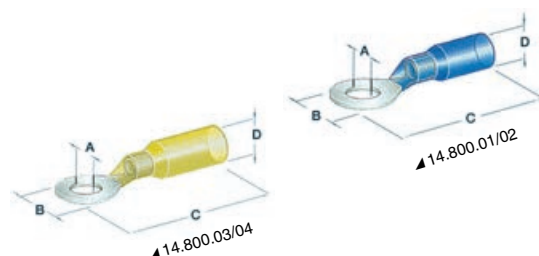
Code	Pcs.	Package
14.303.18	175	dividing box



Eyelets pre-insulated with heat-shrinkable sheath

Watertight.

Code	A mm	B mm	C mm	D mm	Bore mm	Cable mm ²	ORDER BY BOX
14.800.01	4.3	8.5	28	4.9	4.3	1.2/2.5	100
14.800.02	5.3	9.5	29	4.9	5.3	1.2/2.5	100
14.800.03	5.3	9.5	34	6.4	5.3	2.5/6	50
14.800.04	6.4	12	37	6.4	6.4	2.5/6	50



Pre-insulated eyes

Code	Hole mm	Cable mm ²	ORDER BY BOX
14.185.70	3.2	1/2.5	100
14.185.71	4.3	1/2.5	100
14.185.72	5.3	1/2.5	100
14.186.31	5.3	2.5/6	100
14.186.32	6.3	2.5/6	100

